



Bonne  
fête



# PIÈCE ÉCLAIR

# Bonne fête

arr : PLoiselle

1 2 3 4 5

C C G C

Guitare 1

Guitare 2

Guitare 3

Basse

Batterie

# Bonne fête

6 7 8 1. 9 2. 10

C C<sup>7</sup> F C G C C

GT 1

GT 2

GT 3

C C<sup>7</sup> F C G C C

C C<sup>7</sup> F C G C C

3 2 1 3 2 4 1 3 2 1 2 1 3 3 2 1 3 2 1

Bs

C C<sup>7</sup> F C G C C

BAT

Bonne  
fête

pierrelouiselle.com



pièce  
ÉCLAIR

Guitare 1



# Bonne fête

arr : PLoiselle

Chords: C G C


Chords: C C7 F C G 1. C 2. C



VERSION AUDIO



Bonne fête



pierreloiselle.com

Guitare 1a  
4e position



# Bonne fête

arr : PLoiselle

Chords: C G C


Chords: C C7 F C G

1. C 2. C

VERSION AUDIO



Bonne fête



Guitare 2



# Bonne fête

arr : PLoiselle

Musical notation for measures 1-5. Treble clef, 4/4 time signature. Chords: C, G, C.

1 2 3 4 5

T 4/4  
A 4/4  
B 4/4

0 0 | 2 0 1 | 0 0 0 | 2 0 3 | 1 0 0

Musical notation for measures 6-10. Treble clef, 4/4 time signature. Chords: C, C7, F, C, G, C, C.


6 7 8 9 10

3 0 1 1 | 0 2 1 1 | 0 1 3 | 1 0 0 | 1

VERSION AUDIO



Bonne fête



# Guitare 2a

4e position



# Bonne fête

arr : PLoiselle

Musical notation for measures 1-5. Treble clef, 4/4 time signature. Chords: C, G, C.

1 2 3 4 5

TAB 4/4

5-5 | .7 5-5 | 4 5-5 | 7 5-7 | 5 5-5

Musical notation for measures 6-10. Treble clef, 4/4 time signature. Chords: C, C7, F, C, G, C, C.


6 7 8 9 10

8 5 5-5 | 4 7 6-6 | 5 5-7 | 5 5-5 | 5

VERSION AUDIO



Bonne fête



pierloiselle.com



PIÈCE  
**ÉCLAIR**

# Bonne fête

arr : PLoiselle

Musical staff 1 (measures 1-5) in 4/4 time. Measure 1 is a whole rest. Measures 2-5 contain rhythmic slashes. Chord diagrams are provided above measures 2, 3, and 5.

- Measure 2: C chord (3 2 1)
- Measure 3: G chord (2 1 3)
- Measure 5: C chord (3 2 1)


Musical staff 2 (measures 6-10) in 4/4 time. Measures 6-10 contain rhythmic slashes. Chord diagrams are provided above measures 6, 7, 8, 9, and 10. Measure 9 includes first and second endings.

- Measure 6: C chord (3 2 1)
- Measure 7: C7 chord (3 2 4 1)
- Measure 8: F chord (3 2 1 1)
- Measure 9: C chord (3 2 1) and G chord (2 1 3)
- Measure 10: C chord (3 2 1)

**VERSION AUDIO**



**Bonne fête**



**pierreloiselle.com**

Basse 4c



# Bonne fête

arr : PLoiselle


Musical notation for measures 1-5. Bass clef, 4/4 time signature. Chords: C, G, C. Fingering numbers 1-5 are shown below the notes. A guitar tablature line is provided below the staff with fret numbers: 3, 3, 3, 3, 3, 3, 5, 3, 3, 3, 5, 3, 3, 3, 3.

Musical notation for measures 6-10. Bass clef, 4/4 time signature. Chords: C, C7, F, C, G, C, C. Fingering numbers 6-10 are shown below the notes. A guitar tablature line is provided below the staff with fret numbers: 3, 3, 3, 3, 1, 1, 3, 1, 3, 3, 3, 5, 3, 3, 3, 3. A first and second ending bracket is shown above measures 9 and 10.

VERSION AUDIO



Bonne fête



pierreloiselle.com

Batterie



# Bonne fête


arr : PLoiselle

The musical score is written on a single staff in 4/4 time. It begins with a treble clef and a key signature of one sharp (F#). The first measure (1) contains a whole note F#4. The second measure (2) contains a quarter note F#4, a quarter note G4, and a quarter note A4. The third measure (3) contains a quarter note F#4, a quarter note G4, and a quarter note A4. The fourth measure (4) contains a quarter note F#4, a quarter note G4, and a quarter note A4. The fifth measure (5) contains a quarter note F#4, a quarter note G4, and a quarter note A4. The sixth measure (6) contains a quarter note F#4, a quarter note G4, and a quarter note A4. The seventh measure (7) contains a quarter note F#4, a quarter note G4, and a quarter note A4. The eighth measure (8) contains a quarter note F#4, a quarter note G4, and a quarter note A4. The ninth measure (9) contains a quarter note F#4, a quarter note G4, and a quarter note A4. The tenth measure (10) contains a quarter note F#4, a quarter note G4, and a quarter note A4. Above the staff, there are rhythmic markings: 'x' marks for snare drum and 'o' marks for cymbal. A repeat sign is present at the beginning of the piece. A first ending bracket covers measures 9 and 10, with a second ending bracket covering measure 10. A double bar line with repeat dots is at the end of measure 10.

VERSION AUDIO



Bonne fête



pierreloiselle.com